

A GLOBAL SOLUTION TO REDUCE POLLUTION

Investor Presentation
August 2020



Forward Looking Statement

- This presentation is based upon information supplied by the management of dynaCERT Inc. ("dynaCERT" or the "Company") and is being furnished on a strictly confidential basis, solely for use by prospective investors. Each recipient of this presentation agrees that all of the information contained herein is confidential and is not to be used for any purposes whatsoever except to assist the recipient in evaluating the Company. Each recipient agrees to keep the information contained herein in strict confidence and, neither directly nor indirectly, to reproduce or transmit in any form or by any means any of the information contained herein or to disclose such information to any person, firm, or corporation without the prior written consent of the Company. dynaCERT expressly disclaims any and all liability for any representation or warranties, expressed or implied, contained in this presentation or for omissions from it. Only those particular representations and warranties that may be made in a definitive agreement respecting any proposed transaction, if and when executed, shall have legal effect.
- This presentation/document contains forward-looking statements reflecting dynaCERT's current forecast of certain aspects of the Company's future. It is based on current information that has been assessed, but which by its nature is dynamic and subject to rapid and even abrupt changes. Forward-looking statements may include, without limitation, statements regarding growth projections, including financial forecasts and the projected rollout of the Company's products. dynaCERT's actual results could differ materially from those stated or implied by the Company's forward-looking statements due to risks and uncertainties associated with its business, including, but not limited to:
 - The requirement for significant financing to develop and market its technology;
 - The ability to establish and maintain arrangements with industry recognized strategic partners;
 - Market acceptance of the Company's technology and products;
 - Competition in all aspects of its business;
 - The effect of general economic, credit and capital market conditions on its business;
 - The ability to complete product development milestones and progress towards commercialization of product within the contemplated timetable;
 - The ability to attract and keep highly qualified staff and management; and
 - Changes in product profit margins due to pricing changes driven by variations in customer demand, competition, or unforeseen factors.
- The Company's forward-looking statements should be considered in the context of these and other risk factors. All future written and oral forward-looking statements made by the Company on its behalf are also subject to these factors. The Company undertakes no obligation to publicly update or revise any forward-looking statements, whether as a result of new information, future events or otherwise. Securities laws vary between Canadian provinces and investors should seek independent legal advice regarding compliance with applicable securities laws in connection with any investment in the Company. The securities of the Company are not registered under United States securities laws. This presentation/document is not a prospectus or a public offering in any jurisdiction.

Patented Technology

- Produces measured amounts of hydrogen and oxygen gases from distilled water
- On-demand (no storage, no pressure, intrinsically safe)
- With a low power demand from the engine's battery bank
- Delivered to the air intake of internal combustion engines
- On trucks, mining equipment, generators, reefers, construction equipment
- Also: < particulate matter < black smoke < DEF and < DPF



HydraGEN™ Technology

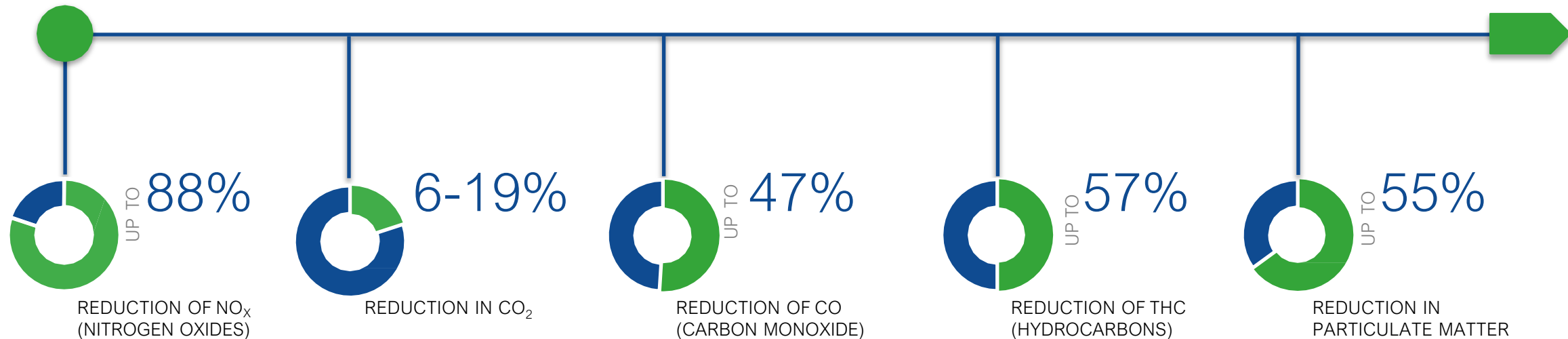
- \$60 million already invested
- 16 years of R&D to commercialization
- Continued & expanded R&D for new models
- Results in:
 - > More power
 - > Better torque
 - < Less fuel consumption and
 - < Less CO₂, CO, and NOx
- For internal combustion engines (ICE)



Emission Benefits

HydraGEN™ Lowers Emissions Substantially

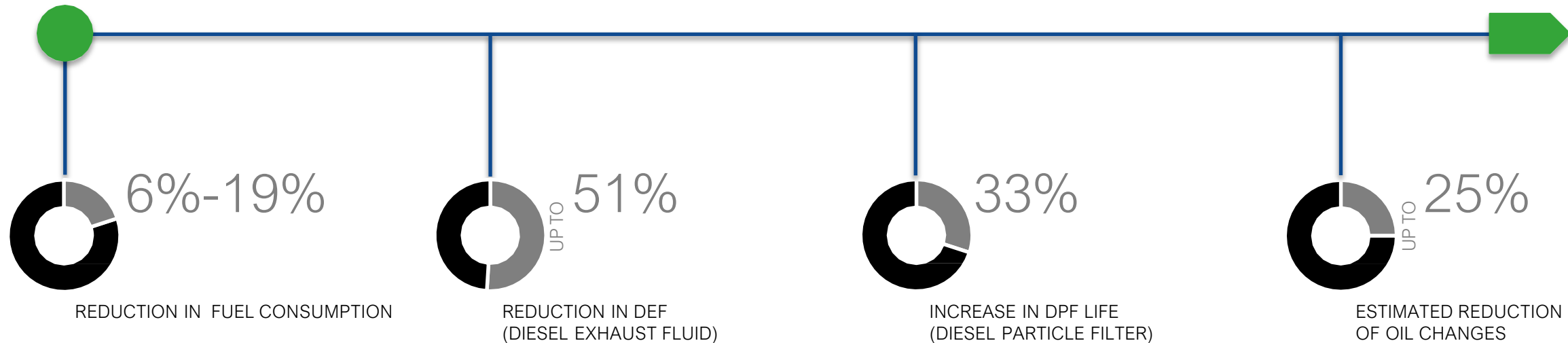
The following results have been acquired from accredited third party verification performed by PIT Group in Montreal, Quebec, Continental EMITEC in Germany and performance testing at the UOIT ACE in Toronto, Ontario.



Economic Benefits

Lower Consumption and Maintenance

The following results have been acquired from accredited third party verification performed by PIT Group in Montreal, Quebec, Continental EMITEC in Germany, and performance testing at the UOIT ACE in Toronto, Ontario.



HydraGEN™

Product Line

HG2 Series

1 to 8 litre engines



HG1 Series

10 to 15 litre engines



HG-C series

40 to 100 litre engines



Class 8 Truck Application



Construction Equipment Application



Construction & Mining Application



Industries Served

CURRENT MARKET



- Buses



- Refrigerated Trailers



- Small Trucks



- Class 8 Trucks



- Power Generators



- Farming



- Construction



- Mining Equipment

PLANNED



- Passenger vehicles



- Small Marine Vessels



- Ocean Vessels



- Locomotives



Market Size

- Total ICE Market

- 1 billion internal combustion engines operate world-wide
- 100 million new internal combustion engines built world-wide every year

- HG2 Market Estimate

- 20 million in North America
- 40 million in Europe
- 55 million in South Asia
- 20 million in South America

- Europe

- 145 million trucks

- North America

- 711,000 trucking companies relying on 3.5 million drivers
- 15.5 million class 8 trucks
- 36 million trucks registered for business

- South America & India

- 210 million trucks

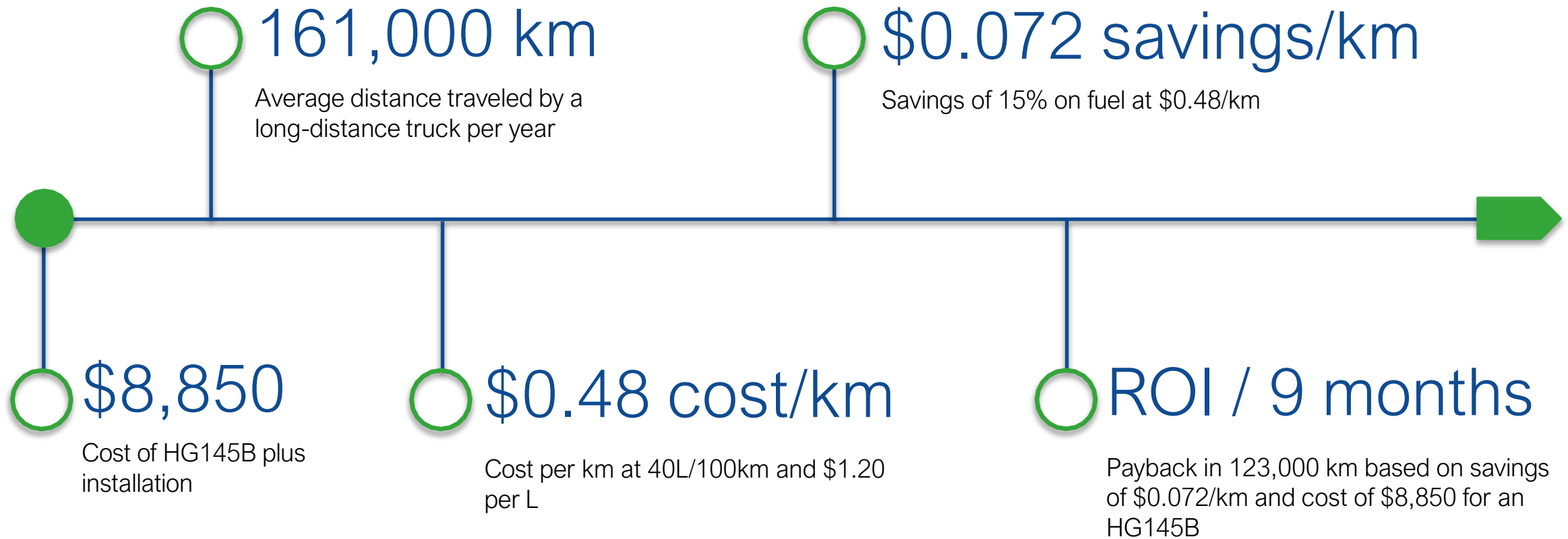


Diesel Continues to be a Growth Industry

- ICE is still the economical means of commercial transport:
 - Consumer & industrial goods and food
 - Trucking locally, door to door, and globally via shipping & locomotives
 - Across provinces, states and continents
- Electric vehicles are not yet well-established in DYA's target markets
 - Very high capital cost, usage costs & servicing costs
 - Long battery charging time means downtime to truckers
 - Battery weight greatly reduces payload & economics
 - Unreliable in hostile weather environments
 - Electrical power is unreliable in numerous remote jurisdictions



Value Proposition to End-User



**Payback model is only based on fuel savings. End-users of HydraGEN™ Technology may also find cost savings from other areas such as reduction of DPF filters used, less DEF usage and less oil changes.*

Independent Validations

- UOIT (University of Ontario Institute of Technology)
- PIT Group in Canada
- Continental EMITEC
- iCAT in India
- Independent testimonials by users, globally
- TÜV NORD & TÜV SUD testing for ABE/KBA European Homologation
- Now: user “audit” with HydraLytica™



For End-User Verification

- With dynaCERT's HydraLytica™ Telematics system, end-users can view in “real time”:
 - Visualize on their computers & phones:
 - Day-to day fuel savings
 - Reductions in Greenhouse Gas Emissions
 - Compare:
 - Fleet performance
 - Driver performance
- Not only is this convincing for all end-users, such as truck fleets, but it can be audited and does not rely on prior independent third-party validation
- HydraLytica™ proves to users the value proposition of DYA products



High Barriers to Entry

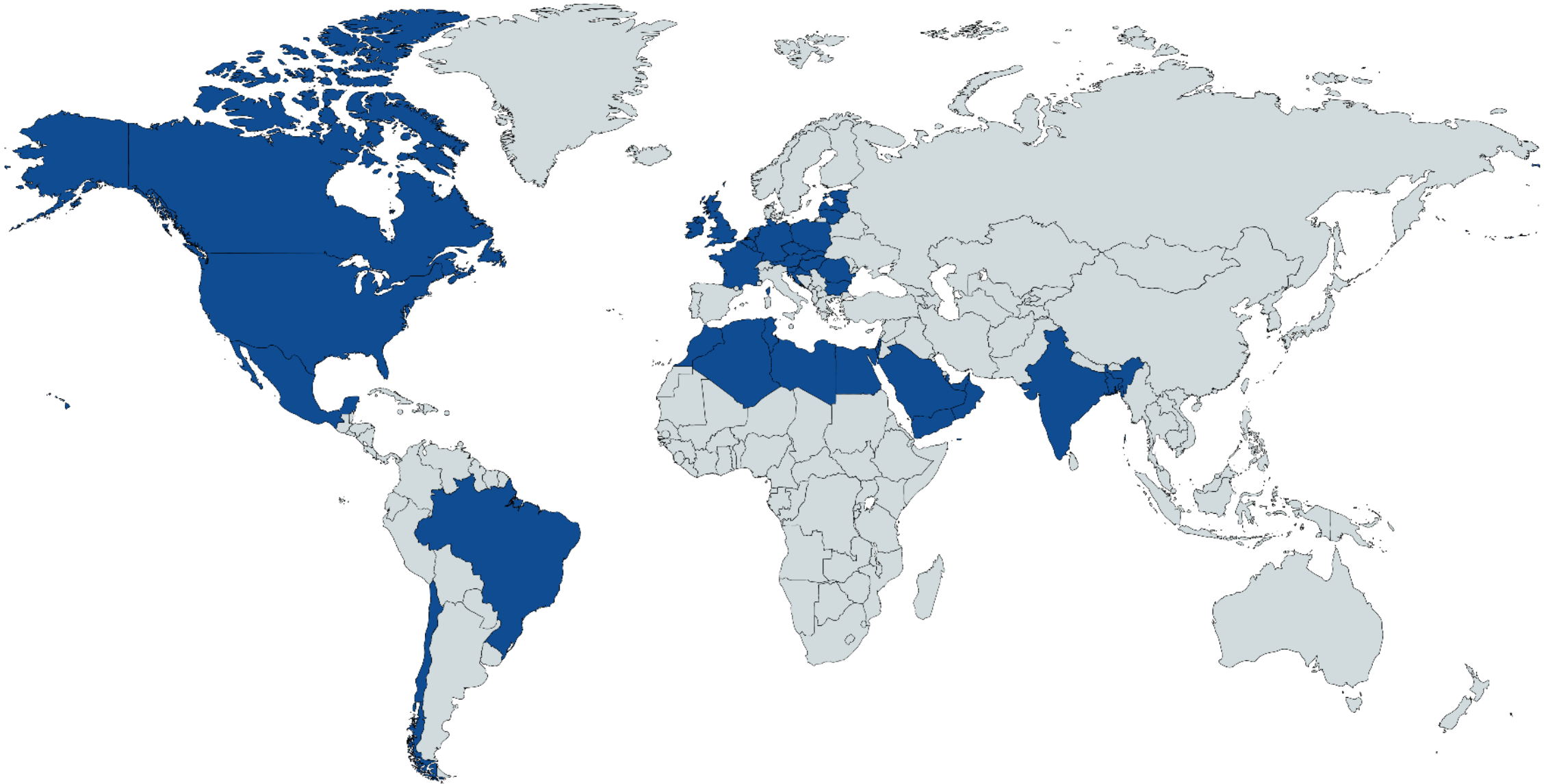
- Separation method of H₂ and O₂ is a unique development
- \$60 million and 16 years to develop the HydraGEN™ Technology
- Worldwide patented technology
 - Unique electrolysis reactor
 - Unique processes
 - Unique ECU (Electronic Control Unit)
 - Unique encrypted data management
- Certification in global jurisdictions = significant time advantage
- Global marketing strategy across multiple verticals
- First-to-market advantage



Global Business Model

\$60,000,000 of R&D and other expenditures over 16 years	Major Cap-Ex already expended
DYA sells assembled product	Product assembled by DYA in Toronto eventually Mexico, Germany, India
DYA's cost of production	50% of wholesale price
DYA profit margin	100%
Fast ROI price per unit (wholesale)	USD \$5,000
Low DYA overhead	
Global dealer network	Ensures local sales & service

Dealer Network (25+ Globally) – April 2020



Dealers Invested in DYA

- Mosolf of Germany:
 - Equity in DYA
 - Installations & 23 showrooms throughout Europe
 - Distribution channels in Germany, France, Netherlands, Belgium, Luxembourg, Poland, Czech Republic
- Farhi Holdings of Canada:
 - Equity in DYA
 - Brazil & Israel
- KarbonKleen of USA:
 - Equity in DYA
 - Financing for Mexico assembly
 - MOU for 1,000,000 units
- H2 Tek of Canada:
 - 43 active mining conversations, 15 trial negotiations, 6 trials
 - Mining Projects in: Canada, USA, Peru, Chile, Brazil, Paraguay, Uruguay, Argentina, Russia, Mongolia, Australia



Recent Developments

- Mr. Eric Sprott invested > \$14,000,000 in DYA a few months ago
 - >10% of DYA
 - First significant investment in a Clean Tech issuer
- Mosolf becomes significant dealer in Germany, France, Belgium, Poland & Czech Republic
 - Opening 23 showrooms throughout Europe
 - Initial Order for 1,000 units & management invests in DYA
- dynaCERT (DYA) Number 1 Ranked Company Across All Sectors on 2020 TSX Venture 50
 - DYA has realized a 284% increase in share price and 384% increase in market capitalization

A 2020
TSX VENTURE 50™
COMPANY

Capital Structure

Common Shares	358,287,926
Warrants (at CAD 0.35 – CAD 1.00)	41,137,862
Options (at CAD 0.10 – CAD 0.94)	29,225,806
Market Cap @ recent price of CAD \$0.65	~ \$ 230 Million
Very liquid stock:	Recent average daily volume > 4 Million Shares

Strong Shareholders

- Management + Insiders:
~ 30%
- Family Offices:
~ 20%
- Eric Sprott:
~ 10% + Warrants



Research Reports

- GBC AG
 - First issued target of CAD \$1.90
 - Revised in Q3 2019 to a target of CAD \$2.00
- Comparable Technology
 - Skirts on trucks cost \$3,000 deliver 1% fuel savings and have had a 90% market penetration in just 9 years since inception



Trailer Skirt Technology Comparable

- 90% of long-haul trucks added skirts
 - (9 years after launch)
 - Skirts save 1% fuel and cost \$3,000
- HydraGEN™ Technology proposes to:
 - Cost the end-user < \$10,000 &
 - Save over 10% fuel
- Our “Better Deal” is
 - 10% for \$10,000
 - or 1% for \$1,000



Carbon Credits

Each long-haul truck can generate as much as \$2,000 in Carbon Credits per year

DYA to split benefits 50-50 with truck fleet owners

DYA has submitted an application to VERRA of the USA for Carbon Credit Methodology

Application being led by Environmental-Partners of the UK

DYA owns the HydraLytics™ software & telematics and has retained world experts to establish audit trail of fuel savings & future Carbon Credits

Our telematics developer invented Apple Pay™ and PayPal™

Our HydraGEN™ units are simply the “Razor”

Carbon Credits are the “Razor Blade” recurring revenue model

Management



Jim Payne
President, CEO &
Director

- CEO of dynaCERT since 2013
- Previously CEO of privately held consulting, project management and real-estate development company
- Successfully built and managed his own private companies for more than 38 years providing experience in accounting, business leadership, and the legal aspects of governance




Wayne Hofmann
Chairman

- Chartered Accountant
- Former business executive with Deere & Company responsible for mergers and acquisitions; Vice President, Finance and President of John Deere Credit
- Treasurer of Christians For Israel, Canada, responsible for Planning and Development



Robert K. Maier
COO, Chief Engineer



Jean-Pierre Colin
Executive Vice
President & Director



Carmelo Marrelli
CFO



Enrico Schlaepfer
VP of Global Sales



Khoa Tran
Director of Finance



David Bridge
Technical Advisor

Board of Directors



Wayne Hofmann
Chairman



Jim Payne
President & CEO



Jean-Pierre Colin
Executive Vice President & Director
former Investment Banker




Robert K. Maier
COO, Chief Engineer, Industrialist



Elliot Strashin
Director, Real Estate Developer &
Environmental Platinum Lead
Innovator, formerly MD



Richard Lu
Director, CEO of International
Solar Panel industry leader



Amir Farahi
Director, Government
Relations Consultant



Why Invest Now?

DYA has established a Global Dealer Network, 25+ so far

Europe, America, South Asia, Middle East

Future Carbon Credits

Application for worldwide implementation

Mosolf strategic dealer in Europe

Opening 23 showrooms in Europe

KarbonKleen strategic dealer in America

Mexico, Canadian & USA Fleets

In mining, dealer H2 Tek is focusing on open-pit mining

5% of ~ \$1,000,000 fuel cost per truck per year

Investment Highlights

- Leading provider of Carbon Emission Reduction Technology to reduce greenhouse gas emissions and improve fuel efficiency in internal combustion engines (diesel and gasoline)
 - Proven, proprietary and patented technologies
 - Ability to monitor and monetize carbon credits
- Industry creator/leader protected by high barriers to entry
- Near-term growth potential reflecting late stage trials and certification processes
 - In large target markets, Canada, USA, South America, Europe, South Asia, Middle East
 - Across vertical market segments for trucks, reefer trailers, buses, heavy construction, mining equipment, electrical power generators, marine & locomotive
- Compelling value proposition to end-users
- Attractive business model with strong margins
- Experienced and seasoned management team and board to realize success



Contact Us

JIM PAYNE, President & CEO

Phone: +1 416 766 9691 ext. 2

Email: jpayne@dynacert.com

JEAN-PIERRE COLIN, Executive Vice President & Director

Phone: +1 416 573 4300

Email: jpcolin@dynacert.com

NANCY MASSICOTTE, Investor Relations

Phone: +1 416 766 9691 ext. 1

Email: nmassicotte@dynacert.com

CORPORATE OFFICE

101-501 Alliance Avenue

Toronto, ON M6N 2J1

Canada

